







# Building your network - mapping it all out

In each of the boxes with a **solid line**, put the name of each of your current contacts.




A horizontal row of six rounded square boxes with solid red borders, intended for listing current contacts.

In each of the boxes with a **broken line**, put the name of a target contact you'd like to develop a relationship with.



Two rounded square boxes with broken red borders, one on the left and one on the right, intended for listing target contacts.

Draw lines between any contacts that know each other and highlight those where you have made the introduction.



A horizontal row of six rounded square boxes with dashed red borders, intended for drawing lines between contacts to show relationships.

